



Todd Valley Times

MADE FOR KIDS, MADE BY KIDS
Issue 1



In this issue:

NEWS: Cycle path for Todd Valley!
Boredom Busters
Puzzle Fun!!




Welcome!

Hey kids! My name is Lucy and I am 10 years old. My goal for this newsletter is for it to reach all those kids out there. I want it to entertain you. I would also like it to inspire you to write to me. Then I can feature your piece in this newsletter. This is all about connecting kids and our community so if you want your story or drawing published then send it to: **daughtreylc@cliftontce.school.nz** This is the first edition, I hope you enjoy it!

Lucy Daughtrey - Editor





Cycle Path for Todd Valley

November last year I wrote a letter to the council asking if we could have a cycle path from Todd Valley to Clifton Terrace School. This is the email I have just received today:

Hi Lucy,

I want to apologise for the long delay in responding to your email requesting a cycle path to from Clifton Terrace school through to Todds Bush Rd so that you can ride safely to school. Thank you very much Lucy for writing to us and letting us know how keen you are to ride to school. We have also heard from others who live north of Clifton Terrace that there is a need for cycle lanes north to The Glen too. We have been talking to NZTA who manage that section of State Highway 6 about the opportunities for developing a cycle lane. It is a very difficult piece of road to provide cycle facilities due to the banks on the east side and the coastal environment on the west side. However, we are working with NZTA to find a solution that will help improve the cycling facilities. Due to workload and funding constraints it will be later this year before this work will be progressed but we are grateful to hear from students like you would find an improved cycleway useful. Thank you again for contacting us and we will be investigating and trying to provide better cycling facilities later this year.

Cheers Sue



This could be an opportunity to bike to school if they decide to build it !!




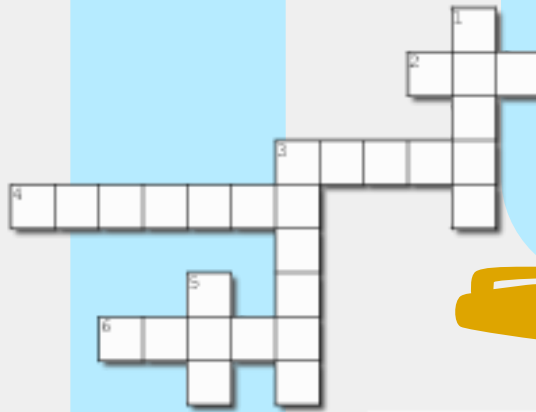
Puzzles!

Here are a few fun puzzles for you to solve
Answers in the next issue

Name: _____

Cooking in the Kitchen

Complete the crossword puzzle below



Created using the Crossword Maker on TheTeache

Down

1. Castor _____ is used in most baking to sweeten it
3. Salt and _____
5. Olive _____ is often used in cooking

Across

2. _____ cake a mini cake in a paper casing
3. Round food with tomato sauce and cheese toppings
4. A green veggie often used in salads
6. A utensil used for cutting things

Riddles:

A fireman is running to get a net under a woman who looks like she is about to jump off her 20 storey apartment block. The fireman is 100 yards away when he sees her fall but she does not get hurt. How is that possible?

She fell inwards

A man was outside when it started to rain. He did not have an umbrella or hat and yet not a single hair on his head got wet. How did this happen?

The man was bald

Instruments

P	L	N	N	A	S	L	O	O	I	U	T	B	M
M	A	R	A	C	A	S	O	N	A	G	T	U	R
E	A	D	R	U	M	S	T	I	A	P	L	P	K
E	P	I	P	E	O	R	G	A	N	I	P	M	C
T	I	C	G	U	I	T	A	R	D	R	P	A	L
U	M	C	E	L	L	O	I	A	C	U	U	L	A
I	N	C	N	H	A	R	M	O	N	I	C	A	R
I	R	N	V	I	O	L	I	N	P	S	T	M	I
R	E	C	O	R	D	E	R	D	T	J	N	R	N
T	E	P	M	U	R	T	R	M	B	B	U	R	E
A	S	E	P	I	P	G	A	B	M	A	B	S	T
C	L	J	S	U	K	E	L	E	L	E	N	L	L
N	F	L	U	T	E	O	N	N	C	E	A	J	E
M	N	N	L	S	M	B	N	T	O	A	E	A	O

BANJO
CELLO
PIANO
HARMONICA
RECORDER
TRUMPET
FLUTE
CLARINET
MARACAS
BAGPIPES
DRUMS
UKELELE
PIPE ORGAN
VIOLIN
GUITAR

Play this puzzle online at : <https://thewordsearch.com/puzzle/982265/>

Crunchy Lemon Muffins


Allison Holst

You will need:

2 cups self-raising flour
3/4 cup sugar

75g butter
1 cup milk
1 egg
grated rind of 1 large lemon
2 small lemons

1/4 cup lemon juice
1/4 cup sugar



Preheat oven to 200c

Measure the flour and sugar into a bowl and toss to mix

Melt the butter, add the milk, egg and lemon rind and beat well with a fork to combine.

Add the liquids to the dry ingredients and combine only until the dry ingredients have been lightly dampened but not thoroughly mixed.

Divide the mixture evenly between twelve muffin pans that have been well coated with non stick oil spray.

Bake for ten minutes or until a skewer comes out clean.


Prepare Lemon syrup:

Stir together lemon juice and sugar without dissolving the sugar and drizzle this over the hot muffins as soon as they are removed from the oven. Leave to stand in pans for a few minutes and then remove from pans and Enjoy!

In the next edition:

Lego challenge!

Send us a picture of your lego creation and we will pick a winner and feature their name and creation in the next edition



In the Mail

Send us some stories and drawings and we will pick three of each and publish them in the next edition



Updates on latest news

Lego Spot the Difference!

See you next time !

Lucy

Lucy Daughtrey - Editor

